

**ILLINOIS DEPARTMENT OF PUBLIC HEALTH
AHERA THREE YEAR REINSPECTION
ASBESTOS PROGRAM
SCHOOL INFORMATION FORM**

THREE-YEAR REINSPECTION

Unit:
Building ID:

IDPH ID Number:

REPORT DATE:

Prepared for:
Chicago Public Schools
42 W. Madison Street
Chicago, IL 60602

Prepared by:
Specialty Consulting, Inc.

2942 W. Van Buren Street

Chicago, IL, 60612

Phone (312) 319-7575

Fax (312) 319-7580

DO NOT REMOVE FROM SCHOOL
REQUIRED BY FEDERAL LAW

Mr. Eric Culbertson
Asbestos Program
Illinois Department of Public Health
525 West Jefferson Street
Springfield, Illinois 62761

Re: Chicago Public Schools - Three-Year Reinspections

Dear Mr.Culbertson:

Specialty Consulting, Inc., Managing Environmental Consultant (MEC), conducted the Three-Year Reinspections and performed management plan updates for the Chicago Public Schools (CPS) facilities in Region 1, 2 Elementary Schools. Please update your records with the following information.

School District: 299 Unit: Region: 01 IDPH ID:

School: Building ID:

Address:

Building Contact: Hennessy, Michael

Contact Phone: 7737106276

Current Building Owners: Chicago Public Schools

Reinspection Date:

Review Date:

Inspector: _____ Inspector IDPH License: _____

Management Planner: _____ Management Planner IDPH License: _____

If you have any questions or comments, please contact us at (312) 319-7575

Sincerely,
Specialty Consulting, Inc.

Tregaron. Chal.

Environmental Notification to Occupants

To: Faculty, Staff and Parents
From: Chicago Public Schools
Date:

RE: , Unit

Dear Faculty, Staff and Parents,

This letter is to notify you that the asbestos three year re-inspection has been completed at , following the Federal Asbestos Hazard Emergency Response Act (AHERA), 40 CFR Part 763, Subpart E and is available for your review at the main office of the school.

Although asbestos-containing building materials have been identified at , there is no reason to believe that any threat to the health of students or staff exists at this time. CPS will continue to carefully monitor the condition of asbestos-containing building materials and if conditions warrant, all appropriate steps will be taken to maintain the health and safety of all building occupants.

If you have any questions regarding this matter or require additional information, please feel free to contact , the designated Local Education Authority's Designated Person at .

Table of Contents

- I. School and Inspection Information
- II. Executive Summary
- III. Methodology
- IV. Abatement History
- V. Reassessments and Recommendations
- VI. Conclusions

Table I: Inspector's Reinspection Findings

Table II: Management Planner's Review

APPENDICES:

- Appendix A: Assessment Sheets, Drawings and Photos
- Appendix B: Inspector and Management Planner Licenses
- Appendix C: Laboratory Accreditations
- Appendix D: Laboratory Results
- Appendix E: Chain of Custody Forms

SCHOOL AND INSPECTION INFORMATION

1. School Information

School: _____ Unit: _____ Region: 01
Address: _____
IDPH ID: _____ Building ID: _____
Contact: Hennessy, Michael Phone: 7737106276

2. Description of Facility

Original Construction: 1928 Additional Construction: 1995
Total Square Footage: 61130 No of Floors: 3
Current Occupancy: _____

3. LEA Designated Person

Contact: _____ Phone: _____
Address: 42 West Madison Street
Chicago, IL 60602


4. Managing Environmental Consultant

MEC: Specialty Consulting, Inc.
Contact: Jigar Shah
Address 2942 W. Van Buren Street
Chicago, IL, 60612
Phone: (312) 319-7575 Fax: (312) 319-7580

5. Inspector

Inspector Name: _____


Inspector IDPH license #
Reinspection Date: _____

Signature: 
Date: _____

6. Management Planner

Management Planner Name: _____


Management Planner IDPH license #

Signature: 
Date: _____

7. Review Date:

8. LEA Designated Person's Acknowledgement

The reinspection report and recommendations have been received by me and appropriate action will be taken by the School District.

Signature: 
Name: _____ Date: _____

Unit :

Building:

II. EXECUTIVE SUMMARY

was retained by the Chicago Public Schools (CPS) to perform a three-year asbestos reinspection of the . This inspection was conducted in accordance with the United States Environmental Protection Agency (USEPA) Asbestos Hazard Emergency Response Act (AHERA) part 763.85 (b), and the ongoing Operations and Maintenance Program (O&M) originally designed in the School's Asbestos Management Plan. The purpose of this three-year reinspection is to record any condition changes in the asbestos-containing building material (ACBM) in the school since the previous three-year reinspection and the six-month periodic surveillance, to identify, assess, and include any Homogeneous Areas (HA) not identified in the Management Plan, and to recommend an appropriate response action to manage asbestos.

The inspector conducted a three-year reinspection of this facility under Illinois Department of Public Health (IDPH) school reinspection requirements and AHERA, sections 763.85 and 763.88. The main building and each addition to the main building, if constructed at different dates, were inspected separately. Laboratory accreditations are included in Appendix C, laboratory results are included in Appendix D, and chain of custody forms are included in Appendix E.

Note: During previous inspections, some of the HA(s) were identified together as 9" x 9" floor tile (FT), mastics assoc. with 9" x 9" FT, 12" x 12" FT, mastics assoc. with 12" x 12" FT, pipe insulation, etc. Some of these HA(s) have been re-identified by areas that are uniform in color, texture, construction date, application date, and general appearance.

The inspector has determined the following:

A. The following HAs have changed assessment categories for Building :

B. The following new homogenous areas have been identified for Building :

C. This reinspection covered only physically accessible and visible areas and materials that were identified in the LEA's management plan. The following materials were concealed and/or contained in areas that were inaccessible for sampling and have been classified as Assumed:

The following areas were deemed to be inaccessible:

Materials were also listed as "assumed" if they were in good condition and sampling was not conducted to avoid damage.

This reinspection was conducted by , IDPH License # . The Management Plan was updated by , IDPH License # . Inspector and Management Planner Licenses are included in Appendix B.

III. METHODOLOGY

Tasks performed on-site included the following:

1. Review current management plan, identify HA(s) and extract appropriate information.
2. Examine and verify abatement records.
3. Touch and visually and physically reinspect and reassess the condition of all friable known or assumed ACBM.
4. Touch and visually and physically reinspect all non-friable known or assumed ACBM to determine whether these materials have become friable since the last inspection or periodic surveillance.
5. Identify any condition changes that may affect Hazard ranking of known ACBM or Assumed ACBM, as well as any HA(s) that have become friable since the last reinspection.
6. Collect bulk samples from each newly discovered friable HA or previously assumed and submit for laboratory analysis.
7. Tabulate reinspection findings and submit for management planner review and recommendations with appropriate response actions based on the AHERA Damage Category of the ACBM.
8. Submit reinspection findings and management planner recommendations to the LEA within thirty (30) days for inclusion into the management plan.

IV. ABATEMENT HISTORY

The information collected from the existing management plan and inspection report(s) and from interviews with the school official revealed that the following asbestos abatement was conducted at the school since the previous Three year Reinspection.

Abatement Dates:

V. REASSESSMENTS AND RECOMMENDATIONS

The reassessments and recommendations are summarized in Tables I and II on the following pages. Detailed Hazard Assessment Sheets and Drawings and Photos (if applicable) are included in Appendix A.

VI. CONCLUSIONS

The Building Three-Year reinspection has been completed and response actions have been recommended for both friable and non-friable ACBM. A timely execution of the response actions recommended will enable the LEA and the Designated Person(s) to effectively manage the existing ACBM.

This three-year reinspection report should be inserted in the current Management plan at the CPS Central Office, and one (1) copy should be kept at the school for use when planning any renovation and/or demolition activities in areas where ACBM has been identified. Also, periodic surveillance documentation and any summary reports from any response actions that are executed at the school should be used to update the Management Plan.

III. METHODOLOGY

Tasks performed on-site included the following:

1. Review current management plan, identify HA(s) and extract appropriate information.
2. Examine and verify abatement records.
3. Touch and visually and physically reinspect and reassess the condition of all friable known or assumed ACBM.
4. Touch and visually and physically reinspect all non-friable known or assumed ACBM to determine whether these materials have become friable since the last inspection or periodic surveillance.
5. Identify any condition changes that may affect Hazard ranking of known ACBM or Assumed ACBM, as well as any HA(s) that have become friable since the last reinspection.
6. Collect bulk samples from each newly discovered friable HA or previously assumed and submit for laboratory analysis.
7. Tabulate reinspection findings and submit for management planner review and recommendations with appropriate response actions based on the AHERA Damage Category of the ACBM.
8. Submit reinspection findings and management planner recommendations to the LEA within thirty (30) days for inclusion into the management plan.

IV. ABATEMENT HISTORY

The information collected from the existing management plan and inspection report(s) and from interviews with the school official revealed that the following asbestos abatement was conducted at the school since the previous Three year Reinspection.

Abatement Dates:

V. REASSESSMENTS AND RECOMMENDATIONS

The reassessments and recommendations are summarized in Tables I and II on the following pages. Detailed Hazard Assessment Sheets and Drawings and Photos (if applicable) are included in Appendix A.

VI. CONCLUSIONS

The Building Three-Year reinspection has been completed and response actions have been recommended for both friable and non-friable ACBM. A timely execution of the response actions recommended will enable the LEA and the Designated Person(s) to effectively manage the existing ACBM.

This three-year reinspection report should be inserted in the current Management plan at the CPS Central Office, and one (1) copy should be kept at the school for use when planning any renovation and/or demolition activities in areas where ACBM has been identified. Also, periodic surveillance documentation and any summary reports from any response actions that are executed at the school should be used to update the Management Plan.

III. METHODOLOGY

Tasks performed on-site included the following:

1. Review current management plan, identify HA(s) and extract appropriate information.
2. Examine and verify abatement records.
3. Touch and visually and physically reinspect and reassess the condition of all friable known or assumed ACBM.
4. Touch and visually and physically reinspect all non-friable known or assumed ACBM to determine whether these materials have become friable since the last inspection or periodic surveillance.
5. Identify any condition changes that may affect Hazard ranking of known ACBM or Assumed ACBM, as well as any HA(s) that have become friable since the last reinspection.
6. Collect bulk samples from each newly discovered friable HA or previously assumed and submit for laboratory analysis.
7. Tabulate reinspection findings and submit for management planner review and recommendations with appropriate response actions based on the AHERA Damage Category of the ACBM.
8. Submit reinspection findings and management planner recommendations to the LEA within thirty (30) days for inclusion into the management plan.

IV. ABATEMENT HISTORY

The information collected from the existing management plan and inspection report(s) and from interviews with the school official revealed that the following asbestos abatement was conducted at the school since the previous Three year Reinspection.

Abatement Dates:

V. REASSESSMENTS AND RECOMMENDATIONS

The reassessments and recommendations are summarized in Tables I and II on the following pages. Detailed Hazard Assessment Sheets and Drawings and Photos (if applicable) are included in Appendix A.

VI. CONCLUSIONS

The Building Three-Year reinspection has been completed and response actions have been recommended for both friable and non-friable ACBM. A timely execution of the response actions recommended will enable the LEA and the Designated Person(s) to effectively manage the existing ACBM.

This three-year reinspection report should be inserted in the current Management plan at the CPS Central Office, and one (1) copy should be kept at the school for use when planning any renovation and/or demolition activities in areas where ACBM has been identified. Also, periodic surveillance documentation and any summary reports from any response actions that are executed at the school should be used to update the Management Plan.

III. METHODOLOGY

Tasks performed on-site included the following:

1. Review current management plan, identify HA(s) and extract appropriate information.
2. Examine and verify abatement records.
3. Touch and visually and physically reinspect and reassess the condition of all friable known or assumed ACBM.
4. Touch and visually and physically reinspect all non-friable known or assumed ACBM to determine whether these materials have become friable since the last inspection or periodic surveillance.
5. Identify any condition changes that may affect Hazard ranking of known ACBM or Assumed ACBM, as well as any HA(s) that have become friable since the last reinspection.
6. Collect bulk samples from each newly discovered friable HA or previously assumed and submit for laboratory analysis.
7. Tabulate reinspection findings and submit for management planner review and recommendations with appropriate response actions based on the AHERA Damage Category of the ACBM.
8. Submit reinspection findings and management planner recommendations to the LEA within thirty (30) days for inclusion into the management plan.

IV. ABATEMENT HISTORY

The information collected from the existing management plan and inspection report(s) and from interviews with the school official revealed that the following asbestos abatement was conducted at the school since the previous Three year Reinspection.

Abatement Dates:

V. REASSESSMENTS AND RECOMMENDATIONS

The reassessments and recommendations are summarized in Tables I and II on the following pages. Detailed Hazard Assessment Sheets and Drawings and Photos (if applicable) are included in Appendix A.

VI. CONCLUSIONS

The Building Three-Year reinspection has been completed and response actions have been recommended for both friable and non-friable ACBM. A timely execution of the response actions recommended will enable the LEA and the Designated Person(s) to effectively manage the existing ACBM.

This three-year reinspection report should be inserted in the current Management plan at the CPS Central Office, and one (1) copy should be kept at the school for use when planning any renovation and/or demolition activities in areas where ACBM has been identified. Also, periodic surveillance documentation and any summary reports from any response actions that are executed at the school should be used to update the Management Plan.

III. METHODOLOGY

Tasks performed on-site included the following:

1. Review current management plan, identify HA(s) and extract appropriate information.
2. Examine and verify abatement records.
3. Touch and visually and physically reinspect and reassess the condition of all friable known or assumed ACBM.
4. Touch and visually and physically reinspect all non-friable known or assumed ACBM to determine whether these materials have become friable since the last inspection or periodic surveillance.
5. Identify any condition changes that may affect Hazard ranking of known ACBM or Assumed ACBM, as well as any HA(s) that have become friable since the last reinspection.
6. Collect bulk samples from each newly discovered friable HA or previously assumed and submit for laboratory analysis.
7. Tabulate reinspection findings and submit for management planner review and recommendations with appropriate response actions based on the AHERA Damage Category of the ACBM.
8. Submit reinspection findings and management planner recommendations to the LEA within thirty (30) days for inclusion into the management plan.

IV. ABATEMENT HISTORY

The information collected from the existing management plan and inspection report(s) and from interviews with the school official revealed that the following asbestos abatement was conducted at the school since the previous Three year Reinspection.

Abatement Dates:

V. REASSESSMENTS AND RECOMMENDATIONS

The reassessments and recommendations are summarized in Tables I and II on the following pages. Detailed Hazard Assessment Sheets and Drawings and Photos (if applicable) are included in Appendix A.

VI. CONCLUSIONS

The Building Three-Year reinspection has been completed and response actions have been recommended for both friable and non-friable ACBM. A timely execution of the response actions recommended will enable the LEA and the Designated Person(s) to effectively manage the existing ACBM.

This three-year reinspection report should be inserted in the current Management plan at the CPS Central Office, and one (1) copy should be kept at the school for use when planning any renovation and/or demolition activities in areas where ACBM has been identified. Also, periodic surveillance documentation and any summary reports from any response actions that are executed at the school should be used to update the Management Plan.

III. METHODOLOGY

Tasks performed on-site included the following:

1. Review current management plan, identify HA(s) and extract appropriate information.
2. Examine and verify abatement records.
3. Touch and visually and physically reinspect and reassess the condition of all friable known or assumed ACBM.
4. Touch and visually and physically reinspect all non-friable known or assumed ACBM to determine whether these materials have become friable since the last inspection or periodic surveillance.
5. Identify any condition changes that may affect Hazard ranking of known ACBM or Assumed ACBM, as well as any HA(s) that have become friable since the last reinspection.
6. Collect bulk samples from each newly discovered friable HA or previously assumed and submit for laboratory analysis.
7. Tabulate reinspection findings and submit for management planner review and recommendations with appropriate response actions based on the AHERA Damage Category of the ACBM.
8. Submit reinspection findings and management planner recommendations to the LEA within thirty (30) days for inclusion into the management plan.

IV. ABATEMENT HISTORY

The information collected from the existing management plan and inspection report(s) and from interviews with the school official revealed that the following asbestos abatement was conducted at the school since the previous Three year Reinspection.

Abatement Dates:

V. REASSESSMENTS AND RECOMMENDATIONS

The reassessments and recommendations are summarized in Tables I and II on the following pages. Detailed Hazard Assessment Sheets and Drawings and Photos (if applicable) are included in Appendix A.

VI. CONCLUSIONS

The Building Three-Year reinspection has been completed and response actions have been recommended for both friable and non-friable ACBM. A timely execution of the response actions recommended will enable the LEA and the Designated Person(s) to effectively manage the existing ACBM.

This three-year reinspection report should be inserted in the current Management plan at the CPS Central Office, and one (1) copy should be kept at the school for use when planning any renovation and/or demolition activities in areas where ACBM has been identified. Also, periodic surveillance documentation and any summary reports from any response actions that are executed at the school should be used to update the Management Plan.

III. METHODOLOGY

Tasks performed on-site included the following:

1. Review current management plan, identify HA(s) and extract appropriate information.
2. Examine and verify abatement records.
3. Touch and visually and physically reinspect and reassess the condition of all friable known or assumed ACBM.
4. Touch and visually and physically reinspect all non-friable known or assumed ACBM to determine whether these materials have become friable since the last inspection or periodic surveillance.
5. Identify any condition changes that may affect Hazard ranking of known ACBM or Assumed ACBM, as well as any HA(s) that have become friable since the last reinspection.
6. Collect bulk samples from each newly discovered friable HA or previously assumed and submit for laboratory analysis.
7. Tabulate reinspection findings and submit for management planner review and recommendations with appropriate response actions based on the AHERA Damage Category of the ACBM.
8. Submit reinspection findings and management planner recommendations to the LEA within thirty (30) days for inclusion into the management plan.

IV. ABATEMENT HISTORY

The information collected from the existing management plan and inspection report(s) and from interviews with the school official revealed that the following asbestos abatement was conducted at the school since the previous Three year Reinspection.

Abatement Dates:

V. REASSESSMENTS AND RECOMMENDATIONS

The reassessments and recommendations are summarized in Tables I and II on the following pages. Detailed Hazard Assessment Sheets and Drawings and Photos (if applicable) are included in Appendix A.

VI. CONCLUSIONS

The Building Three-Year reinspection has been completed and response actions have been recommended for both friable and non-friable ACBM. A timely execution of the response actions recommended will enable the LEA and the Designated Person(s) to effectively manage the existing ACBM.

This three-year reinspection report should be inserted in the current Management plan at the CPS Central Office, and one (1) copy should be kept at the school for use when planning any renovation and/or demolition activities in areas where ACBM has been identified. Also, periodic surveillance documentation and any summary reports from any response actions that are executed at the school should be used to update the Management Plan.

III. METHODOLOGY

Tasks performed on-site included the following:

1. Review current management plan, identify HA(s) and extract appropriate information.
2. Examine and verify abatement records.
3. Touch and visually and physically reinspect and reassess the condition of all friable known or assumed ACBM.
4. Touch and visually and physically reinspect all non-friable known or assumed ACBM to determine whether these materials have become friable since the last inspection or periodic surveillance.
5. Identify any condition changes that may affect Hazard ranking of known ACBM or Assumed ACBM, as well as any HA(s) that have become friable since the last reinspection.
6. Collect bulk samples from each newly discovered friable HA or previously assumed and submit for laboratory analysis.
7. Tabulate reinspection findings and submit for management planner review and recommendations with appropriate response actions based on the AHERA Damage Category of the ACBM.
8. Submit reinspection findings and management planner recommendations to the LEA within thirty (30) days for inclusion into the management plan.

IV. ABATEMENT HISTORY

The information collected from the existing management plan and inspection report(s) and from interviews with the school official revealed that the following asbestos abatement was conducted at the school since the previous Three year Reinspection.

Abatement Dates:

V. REASSESSMENTS AND RECOMMENDATIONS

The reassessments and recommendations are summarized in Tables I and II on the following pages. Detailed Hazard Assessment Sheets and Drawings and Photos (if applicable) are included in Appendix A.

VI. CONCLUSIONS

The Building Three-Year reinspection has been completed and response actions have been recommended for both friable and non-friable ACBM. A timely execution of the response actions recommended will enable the LEA and the Designated Person(s) to effectively manage the existing ACBM.

This three-year reinspection report should be inserted in the current Management plan at the CPS Central Office, and one (1) copy should be kept at the school for use when planning any renovation and/or demolition activities in areas where ACBM has been identified. Also, periodic surveillance documentation and any summary reports from any response actions that are executed at the school should be used to update the Management Plan.

III. METHODOLOGY

Tasks performed on-site included the following:

1. Review current management plan, identify HA(s) and extract appropriate information.
2. Examine and verify abatement records.
3. Touch and visually and physically reinspect and reassess the condition of all friable known or assumed ACBM.
4. Touch and visually and physically reinspect all non-friable known or assumed ACBM to determine whether these materials have become friable since the last inspection or periodic surveillance.
5. Identify any condition changes that may affect Hazard ranking of known ACBM or Assumed ACBM, as well as any HA(s) that have become friable since the last reinspection.
6. Collect bulk samples from each newly discovered friable HA or previously assumed and submit for laboratory analysis.
7. Tabulate reinspection findings and submit for management planner review and recommendations with appropriate response actions based on the AHERA Damage Category of the ACBM.
8. Submit reinspection findings and management planner recommendations to the LEA within thirty (30) days for inclusion into the management plan.

IV. ABATEMENT HISTORY

The information collected from the existing management plan and inspection report(s) and from interviews with the school official revealed that the following asbestos abatement was conducted at the school since the previous Three year Reinspection.

Abatement Dates:

V. REASSESSMENTS AND RECOMMENDATIONS

The reassessments and recommendations are summarized in Tables I and II on the following pages. Detailed Hazard Assessment Sheets and Drawings and Photos (if applicable) are included in Appendix A.

VI. CONCLUSIONS

The Building Three-Year reinspection has been completed and response actions have been recommended for both friable and non-friable ACBM. A timely execution of the response actions recommended will enable the LEA and the Designated Person(s) to effectively manage the existing ACBM.

This three-year reinspection report should be inserted in the current Management plan at the CPS Central Office, and one (1) copy should be kept at the school for use when planning any renovation and/or demolition activities in areas where ACBM has been identified. Also, periodic surveillance documentation and any summary reports from any response actions that are executed at the school should be used to update the Management Plan.

III. METHODOLOGY

Tasks performed on-site included the following:

1. Review current management plan, identify HA(s) and extract appropriate information.
2. Examine and verify abatement records.
3. Touch and visually and physically reinspect and reassess the condition of all friable known or assumed ACBM.
4. Touch and visually and physically reinspect all non-friable known or assumed ACBM to determine whether these materials have become friable since the last inspection or periodic surveillance.
5. Identify any condition changes that may affect Hazard ranking of known ACBM or Assumed ACBM, as well as any HA(s) that have become friable since the last reinspection.
6. Collect bulk samples from each newly discovered friable HA or previously assumed and submit for laboratory analysis.
7. Tabulate reinspection findings and submit for management planner review and recommendations with appropriate response actions based on the AHERA Damage Category of the ACBM.
8. Submit reinspection findings and management planner recommendations to the LEA within thirty (30) days for inclusion into the management plan.

IV. ABATEMENT HISTORY

The information collected from the existing management plan and inspection report(s) and from interviews with the school official revealed that the following asbestos abatement was conducted at the school since the previous Three year Reinspection.

Abatement Dates:

V. REASSESSMENTS AND RECOMMENDATIONS

The reassessments and recommendations are summarized in Tables I and II on the following pages. Detailed Hazard Assessment Sheets and Drawings and Photos (if applicable) are included in Appendix A.

VI. CONCLUSIONS

The Building Three-Year reinspection has been completed and response actions have been recommended for both friable and non-friable ACBM. A timely execution of the response actions recommended will enable the LEA and the Designated Person(s) to effectively manage the existing ACBM.

This three-year reinspection report should be inserted in the current Management plan at the CPS Central Office, and one (1) copy should be kept at the school for use when planning any renovation and/or demolition activities in areas where ACBM has been identified. Also, periodic surveillance documentation and any summary reports from any response actions that are executed at the school should be used to update the Management Plan.

III. METHODOLOGY

Tasks performed on-site included the following:

1. Review current management plan, identify HA(s) and extract appropriate information.
2. Examine and verify abatement records.
3. Touch and visually and physically reinspect and reassess the condition of all friable known or assumed ACBM.
4. Touch and visually and physically reinspect all non-friable known or assumed ACBM to determine whether these materials have become friable since the last inspection or periodic surveillance.
5. Identify any condition changes that may affect Hazard ranking of known ACBM or Assumed ACBM, as well as any HA(s) that have become friable since the last reinspection.
6. Collect bulk samples from each newly discovered friable HA or previously assumed and submit for laboratory analysis.
7. Tabulate reinspection findings and submit for management planner review and recommendations with appropriate response actions based on the AHERA Damage Category of the ACBM.
8. Submit reinspection findings and management planner recommendations to the LEA within thirty (30) days for inclusion into the management plan.

IV. ABATEMENT HISTORY

The information collected from the existing management plan and inspection report(s) and from interviews with the school official revealed that the following asbestos abatement was conducted at the school since the previous Three year Reinspection.

Abatement Dates:

V. REASSESSMENTS AND RECOMMENDATIONS

The reassessments and recommendations are summarized in Tables I and II on the following pages. Detailed Hazard Assessment Sheets and Drawings and Photos (if applicable) are included in Appendix A.

VI. CONCLUSIONS

The Building Three-Year reinspection has been completed and response actions have been recommended for both friable and non-friable ACBM. A timely execution of the response actions recommended will enable the LEA and the Designated Person(s) to effectively manage the existing ACBM.

This three-year reinspection report should be inserted in the current Management plan at the CPS Central Office, and one (1) copy should be kept at the school for use when planning any renovation and/or demolition activities in areas where ACBM has been identified. Also, periodic surveillance documentation and any summary reports from any response actions that are executed at the school should be used to update the Management Plan.

III. METHODOLOGY

Tasks performed on-site included the following:

1. Review current management plan, identify HA(s) and extract appropriate information.
2. Examine and verify abatement records.
3. Touch and visually and physically reinspect and reassess the condition of all friable known or assumed ACBM.
4. Touch and visually and physically reinspect all non-friable known or assumed ACBM to determine whether these materials have become friable since the last inspection or periodic surveillance.
5. Identify any condition changes that may affect Hazard ranking of known ACBM or Assumed ACBM, as well as any HA(s) that have become friable since the last reinspection.
6. Collect bulk samples from each newly discovered friable HA or previously assumed and submit for laboratory analysis.
7. Tabulate reinspection findings and submit for management planner review and recommendations with appropriate response actions based on the AHERA Damage Category of the ACBM.
8. Submit reinspection findings and management planner recommendations to the LEA within thirty (30) days for inclusion into the management plan.

IV. ABATEMENT HISTORY

The information collected from the existing management plan and inspection report(s) and from interviews with the school official revealed that the following asbestos abatement was conducted at the school since the previous Three year Reinspection.

Abatement Dates:

V. REASSESSMENTS AND RECOMMENDATIONS

The reassessments and recommendations are summarized in Tables I and II on the following pages. Detailed Hazard Assessment Sheets and Drawings and Photos (if applicable) are included in Appendix A.

VI. CONCLUSIONS

The Building Three-Year reinspection has been completed and response actions have been recommended for both friable and non-friable ACBM. A timely execution of the response actions recommended will enable the LEA and the Designated Person(s) to effectively manage the existing ACBM.

This three-year reinspection report should be inserted in the current Management plan at the CPS Central Office, and one (1) copy should be kept at the school for use when planning any renovation and/or demolition activities in areas where ACBM has been identified. Also, periodic surveillance documentation and any summary reports from any response actions that are executed at the school should be used to update the Management Plan.

III. METHODOLOGY

Tasks performed on-site included the following:

1. Review current management plan, identify HA(s) and extract appropriate information.
2. Examine and verify abatement records.
3. Touch and visually and physically reinspect and reassess the condition of all friable known or assumed ACBM.
4. Touch and visually and physically reinspect all non-friable known or assumed ACBM to determine whether these materials have become friable since the last inspection or periodic surveillance.
5. Identify any condition changes that may affect Hazard ranking of known ACBM or Assumed ACBM, as well as any HA(s) that have become friable since the last reinspection.
6. Collect bulk samples from each newly discovered friable HA or previously assumed and submit for laboratory analysis.
7. Tabulate reinspection findings and submit for management planner review and recommendations with appropriate response actions based on the AHERA Damage Category of the ACBM.
8. Submit reinspection findings and management planner recommendations to the LEA within thirty (30) days for inclusion into the management plan.

IV. ABATEMENT HISTORY

The information collected from the existing management plan and inspection report(s) and from interviews with the school official revealed that the following asbestos abatement was conducted at the school since the previous Three year Reinspection.

Abatement Dates:

V. REASSESSMENTS AND RECOMMENDATIONS

The reassessments and recommendations are summarized in Tables I and II on the following pages. Detailed Hazard Assessment Sheets and Drawings and Photos (if applicable) are included in Appendix A.

VI. CONCLUSIONS

The Building Three-Year reinspection has been completed and response actions have been recommended for both friable and non-friable ACBM. A timely execution of the response actions recommended will enable the LEA and the Designated Person(s) to effectively manage the existing ACBM.

This three-year reinspection report should be inserted in the current Management plan at the CPS Central Office, and one (1) copy should be kept at the school for use when planning any renovation and/or demolition activities in areas where ACBM has been identified. Also, periodic surveillance documentation and any summary reports from any response actions that are executed at the school should be used to update the Management Plan.

III. METHODOLOGY

Tasks performed on-site included the following:

1. Review current management plan, identify HA(s) and extract appropriate information.
2. Examine and verify abatement records.
3. Touch and visually and physically reinspect and reassess the condition of all friable known or assumed ACBM.
4. Touch and visually and physically reinspect all non-friable known or assumed ACBM to determine whether these materials have become friable since the last inspection or periodic surveillance.
5. Identify any condition changes that may affect Hazard ranking of known ACBM or Assumed ACBM, as well as any HA(s) that have become friable since the last reinspection.
6. Collect bulk samples from each newly discovered friable HA or previously assumed and submit for laboratory analysis.
7. Tabulate reinspection findings and submit for management planner review and recommendations with appropriate response actions based on the AHERA Damage Category of the ACBM.
8. Submit reinspection findings and management planner recommendations to the LEA within thirty (30) days for inclusion into the management plan.

IV. ABATEMENT HISTORY

The information collected from the existing management plan and inspection report(s) and from interviews with the school official revealed that the following asbestos abatement was conducted at the school since the previous Three year Reinspection.

Abatement Dates:

V. REASSESSMENTS AND RECOMMENDATIONS

The reassessments and recommendations are summarized in Tables I and II on the following pages. Detailed Hazard Assessment Sheets and Drawings and Photos (if applicable) are included in Appendix A.

VI. CONCLUSIONS

The Building Three-Year reinspection has been completed and response actions have been recommended for both friable and non-friable ACBM. A timely execution of the response actions recommended will enable the LEA and the Designated Person(s) to effectively manage the existing ACBM.

This three-year reinspection report should be inserted in the current Management plan at the CPS Central Office, and one (1) copy should be kept at the school for use when planning any renovation and/or demolition activities in areas where ACBM has been identified. Also, periodic surveillance documentation and any summary reports from any response actions that are executed at the school should be used to update the Management Plan.

III. METHODOLOGY

Tasks performed on-site included the following:

1. Review current management plan, identify HA(s) and extract appropriate information.
2. Examine and verify abatement records.
3. Touch and visually and physically reinspect and reassess the condition of all friable known or assumed ACBM.
4. Touch and visually and physically reinspect all non-friable known or assumed ACBM to determine whether these materials have become friable since the last inspection or periodic surveillance.
5. Identify any condition changes that may affect Hazard ranking of known ACBM or Assumed ACBM, as well as any HA(s) that have become friable since the last reinspection.
6. Collect bulk samples from each newly discovered friable HA or previously assumed and submit for laboratory analysis.
7. Tabulate reinspection findings and submit for management planner review and recommendations with appropriate response actions based on the AHERA Damage Category of the ACBM.
8. Submit reinspection findings and management planner recommendations to the LEA within thirty (30) days for inclusion into the management plan.

IV. ABATEMENT HISTORY

The information collected from the existing management plan and inspection report(s) and from interviews with the school official revealed that the following asbestos abatement was conducted at the school since the previous Three year Reinspection.

Abatement Dates:

V. REASSESSMENTS AND RECOMMENDATIONS

The reassessments and recommendations are summarized in Tables I and II on the following pages. Detailed Hazard Assessment Sheets and Drawings and Photos (if applicable) are included in Appendix A.

VI. CONCLUSIONS

The Building Three-Year reinspection has been completed and response actions have been recommended for both friable and non-friable ACBM. A timely execution of the response actions recommended will enable the LEA and the Designated Person(s) to effectively manage the existing ACBM.

This three-year reinspection report should be inserted in the current Management plan at the CPS Central Office, and one (1) copy should be kept at the school for use when planning any renovation and/or demolition activities in areas where ACBM has been identified. Also, periodic surveillance documentation and any summary reports from any response actions that are executed at the school should be used to update the Management Plan.

III. METHODOLOGY

Tasks performed on-site included the following:

1. Review current management plan, identify HA(s) and extract appropriate information.
2. Examine and verify abatement records.
3. Touch and visually and physically reinspect and reassess the condition of all friable known or assumed ACBM.
4. Touch and visually and physically reinspect all non-friable known or assumed ACBM to determine whether these materials have become friable since the last inspection or periodic surveillance.
5. Identify any condition changes that may affect Hazard ranking of known ACBM or Assumed ACBM, as well as any HA(s) that have become friable since the last reinspection.
6. Collect bulk samples from each newly discovered friable HA or previously assumed and submit for laboratory analysis.
7. Tabulate reinspection findings and submit for management planner review and recommendations with appropriate response actions based on the AHERA Damage Category of the ACBM.
8. Submit reinspection findings and management planner recommendations to the LEA within thirty (30) days for inclusion into the management plan.

IV. ABATEMENT HISTORY

The information collected from the existing management plan and inspection report(s) and from interviews with the school official revealed that the following asbestos abatement was conducted at the school since the previous Three year Reinspection.

Abatement Dates:

V. REASSESSMENTS AND RECOMMENDATIONS

The reassessments and recommendations are summarized in Tables I and II on the following pages. Detailed Hazard Assessment Sheets and Drawings and Photos (if applicable) are included in Appendix A.

VI. CONCLUSIONS

The Building Three-Year reinspection has been completed and response actions have been recommended for both friable and non-friable ACBM. A timely execution of the response actions recommended will enable the LEA and the Designated Person(s) to effectively manage the existing ACBM.

This three-year reinspection report should be inserted in the current Management plan at the CPS Central Office, and one (1) copy should be kept at the school for use when planning any renovation and/or demolition activities in areas where ACBM has been identified. Also, periodic surveillance documentation and any summary reports from any response actions that are executed at the school should be used to update the Management Plan.

III. METHODOLOGY

Tasks performed on-site included the following:

1. Review current management plan, identify HA(s) and extract appropriate information.
2. Examine and verify abatement records.
3. Touch and visually and physically reinspect and reassess the condition of all friable known or assumed ACBM.
4. Touch and visually and physically reinspect all non-friable known or assumed ACBM to determine whether these materials have become friable since the last inspection or periodic surveillance.
5. Identify any condition changes that may affect Hazard ranking of known ACBM or Assumed ACBM, as well as any HA(s) that have become friable since the last reinspection.
6. Collect bulk samples from each newly discovered friable HA or previously assumed and submit for laboratory analysis.
7. Tabulate reinspection findings and submit for management planner review and recommendations with appropriate response actions based on the AHERA Damage Category of the ACBM.
8. Submit reinspection findings and management planner recommendations to the LEA within thirty (30) days for inclusion into the management plan.

IV. ABATEMENT HISTORY

The information collected from the existing management plan and inspection report(s) and from interviews with the school official revealed that the following asbestos abatement was conducted at the school since the previous Three year Reinspection.

Abatement Dates:

V. REASSESSMENTS AND RECOMMENDATIONS

The reassessments and recommendations are summarized in Tables I and II on the following pages. Detailed Hazard Assessment Sheets and Drawings and Photos (if applicable) are included in Appendix A.

VI. CONCLUSIONS

The Building Three-Year reinspection has been completed and response actions have been recommended for both friable and non-friable ACBM. A timely execution of the response actions recommended will enable the LEA and the Designated Person(s) to effectively manage the existing ACBM.

This three-year reinspection report should be inserted in the current Management plan at the CPS Central Office, and one (1) copy should be kept at the school for use when planning any renovation and/or demolition activities in areas where ACBM has been identified. Also, periodic surveillance documentation and any summary reports from any response actions that are executed at the school should be used to update the Management Plan.

III. METHODOLOGY

Tasks performed on-site included the following:

1. Review current management plan, identify HA(s) and extract appropriate information.
2. Examine and verify abatement records.
3. Touch and visually and physically reinspect and reassess the condition of all friable known or assumed ACBM.
4. Touch and visually and physically reinspect all non-friable known or assumed ACBM to determine whether these materials have become friable since the last inspection or periodic surveillance.
5. Identify any condition changes that may affect Hazard ranking of known ACBM or Assumed ACBM, as well as any HA(s) that have become friable since the last reinspection.
6. Collect bulk samples from each newly discovered friable HA or previously assumed and submit for laboratory analysis.
7. Tabulate reinspection findings and submit for management planner review and recommendations with appropriate response actions based on the AHERA Damage Category of the ACBM.
8. Submit reinspection findings and management planner recommendations to the LEA within thirty (30) days for inclusion into the management plan.

IV. ABATEMENT HISTORY

The information collected from the existing management plan and inspection report(s) and from interviews with the school official revealed that the following asbestos abatement was conducted at the school since the previous Three year Reinspection.

Abatement Dates:

V. REASSESSMENTS AND RECOMMENDATIONS

The reassessments and recommendations are summarized in Tables I and II on the following pages. Detailed Hazard Assessment Sheets and Drawings and Photos (if applicable) are included in Appendix A.

VI. CONCLUSIONS

The Building Three-Year reinspection has been completed and response actions have been recommended for both friable and non-friable ACBM. A timely execution of the response actions recommended will enable the LEA and the Designated Person(s) to effectively manage the existing ACBM.

This three-year reinspection report should be inserted in the current Management plan at the CPS Central Office, and one (1) copy should be kept at the school for use when planning any renovation and/or demolition activities in areas where ACBM has been identified. Also, periodic surveillance documentation and any summary reports from any response actions that are executed at the school should be used to update the Management Plan.

III. METHODOLOGY

Tasks performed on-site included the following:

1. Review current management plan, identify HA(s) and extract appropriate information.
2. Examine and verify abatement records.
3. Touch and visually and physically reinspect and reassess the condition of all friable known or assumed ACBM.
4. Touch and visually and physically reinspect all non-friable known or assumed ACBM to determine whether these materials have become friable since the last inspection or periodic surveillance.
5. Identify any condition changes that may affect Hazard ranking of known ACBM or Assumed ACBM, as well as any HA(s) that have become friable since the last reinspection.
6. Collect bulk samples from each newly discovered friable HA or previously assumed and submit for laboratory analysis.
7. Tabulate reinspection findings and submit for management planner review and recommendations with appropriate response actions based on the AHERA Damage Category of the ACBM.
8. Submit reinspection findings and management planner recommendations to the LEA within thirty (30) days for inclusion into the management plan.

IV. ABATEMENT HISTORY

The information collected from the existing management plan and inspection report(s) and from interviews with the school official revealed that the following asbestos abatement was conducted at the school since the previous Three year Reinspection.

Abatement Dates:

V. REASSESSMENTS AND RECOMMENDATIONS

The reassessments and recommendations are summarized in Tables I and II on the following pages. Detailed Hazard Assessment Sheets and Drawings and Photos (if applicable) are included in Appendix A.

VI. CONCLUSIONS

The Building Three-Year reinspection has been completed and response actions have been recommended for both friable and non-friable ACBM. A timely execution of the response actions recommended will enable the LEA and the Designated Person(s) to effectively manage the existing ACBM.

This three-year reinspection report should be inserted in the current Management plan at the CPS Central Office, and one (1) copy should be kept at the school for use when planning any renovation and/or demolition activities in areas where ACBM has been identified. Also, periodic surveillance documentation and any summary reports from any response actions that are executed at the school should be used to update the Management Plan.

III. METHODOLOGY

Tasks performed on-site included the following:

1. Review current management plan, identify HA(s) and extract appropriate information.
2. Examine and verify abatement records.
3. Touch and visually and physically reinspect and reassess the condition of all friable known or assumed ACBM.
4. Touch and visually and physically reinspect all non-friable known or assumed ACBM to determine whether these materials have become friable since the last inspection or periodic surveillance.
5. Identify any condition changes that may affect Hazard ranking of known ACBM or Assumed ACBM, as well as any HA(s) that have become friable since the last reinspection.
6. Collect bulk samples from each newly discovered friable HA or previously assumed and submit for laboratory analysis.
7. Tabulate reinspection findings and submit for management planner review and recommendations with appropriate response actions based on the AHERA Damage Category of the ACBM.
8. Submit reinspection findings and management planner recommendations to the LEA within thirty (30) days for inclusion into the management plan.

IV. ABATEMENT HISTORY

The information collected from the existing management plan and inspection report(s) and from interviews with the school official revealed that the following asbestos abatement was conducted at the school since the previous Three year Reinspection.

Abatement Dates:

V. REASSESSMENTS AND RECOMMENDATIONS

The reassessments and recommendations are summarized in Tables I and II on the following pages. Detailed Hazard Assessment Sheets and Drawings and Photos (if applicable) are included in Appendix A.

VI. CONCLUSIONS

The Building Three-Year reinspection has been completed and response actions have been recommended for both friable and non-friable ACBM. A timely execution of the response actions recommended will enable the LEA and the Designated Person(s) to effectively manage the existing ACBM.

This three-year reinspection report should be inserted in the current Management plan at the CPS Central Office, and one (1) copy should be kept at the school for use when planning any renovation and/or demolition activities in areas where ACBM has been identified. Also, periodic surveillance documentation and any summary reports from any response actions that are executed at the school should be used to update the Management Plan.

III. METHODOLOGY

Tasks performed on-site included the following:

1. Review current management plan, identify HA(s) and extract appropriate information.
2. Examine and verify abatement records.
3. Touch and visually and physically reinspect and reassess the condition of all friable known or assumed ACBM.
4. Touch and visually and physically reinspect all non-friable known or assumed ACBM to determine whether these materials have become friable since the last inspection or periodic surveillance.
5. Identify any condition changes that may affect Hazard ranking of known ACBM or Assumed ACBM, as well as any HA(s) that have become friable since the last reinspection.
6. Collect bulk samples from each newly discovered friable HA or previously assumed and submit for laboratory analysis.
7. Tabulate reinspection findings and submit for management planner review and recommendations with appropriate response actions based on the AHERA Damage Category of the ACBM.
8. Submit reinspection findings and management planner recommendations to the LEA within thirty (30) days for inclusion into the management plan.

IV. ABATEMENT HISTORY

The information collected from the existing management plan and inspection report(s) and from interviews with the school official revealed that the following asbestos abatement was conducted at the school since the previous Three year Reinspection.

Abatement Dates:

V. REASSESSMENTS AND RECOMMENDATIONS

The reassessments and recommendations are summarized in Tables I and II on the following pages. Detailed Hazard Assessment Sheets and Drawings and Photos (if applicable) are included in Appendix A.

VI. CONCLUSIONS

The Building Three-Year reinspection has been completed and response actions have been recommended for both friable and non-friable ACBM. A timely execution of the response actions recommended will enable the LEA and the Designated Person(s) to effectively manage the existing ACBM.

This three-year reinspection report should be inserted in the current Management plan at the CPS Central Office, and one (1) copy should be kept at the school for use when planning any renovation and/or demolition activities in areas where ACBM has been identified. Also, periodic surveillance documentation and any summary reports from any response actions that are executed at the school should be used to update the Management Plan.

III. METHODOLOGY

Tasks performed on-site included the following:

1. Review current management plan, identify HA(s) and extract appropriate information.
2. Examine and verify abatement records.
3. Touch and visually and physically reinspect and reassess the condition of all friable known or assumed ACBM.
4. Touch and visually and physically reinspect all non-friable known or assumed ACBM to determine whether these materials have become friable since the last inspection or periodic surveillance.
5. Identify any condition changes that may affect Hazard ranking of known ACBM or Assumed ACBM, as well as any HA(s) that have become friable since the last reinspection.
6. Collect bulk samples from each newly discovered friable HA or previously assumed and submit for laboratory analysis.
7. Tabulate reinspection findings and submit for management planner review and recommendations with appropriate response actions based on the AHERA Damage Category of the ACBM.
8. Submit reinspection findings and management planner recommendations to the LEA within thirty (30) days for inclusion into the management plan.

IV. ABATEMENT HISTORY

The information collected from the existing management plan and inspection report(s) and from interviews with the school official revealed that the following asbestos abatement was conducted at the school since the previous Three year Reinspection.

Abatement Dates:

V. REASSESSMENTS AND RECOMMENDATIONS

The reassessments and recommendations are summarized in Tables I and II on the following pages. Detailed Hazard Assessment Sheets and Drawings and Photos (if applicable) are included in Appendix A.

VI. CONCLUSIONS

The Building Three-Year reinspection has been completed and response actions have been recommended for both friable and non-friable ACBM. A timely execution of the response actions recommended will enable the LEA and the Designated Person(s) to effectively manage the existing ACBM.

This three-year reinspection report should be inserted in the current Management plan at the CPS Central Office, and one (1) copy should be kept at the school for use when planning any renovation and/or demolition activities in areas where ACBM has been identified. Also, periodic surveillance documentation and any summary reports from any response actions that are executed at the school should be used to update the Management Plan.

III. METHODOLOGY

Tasks performed on-site included the following:

1. Review current management plan, identify HA(s) and extract appropriate information.
2. Examine and verify abatement records.
3. Touch and visually and physically reinspect and reassess the condition of all friable known or assumed ACBM.
4. Touch and visually and physically reinspect all non-friable known or assumed ACBM to determine whether these materials have become friable since the last inspection or periodic surveillance.
5. Identify any condition changes that may affect Hazard ranking of known ACBM or Assumed ACBM, as well as any HA(s) that have become friable since the last reinspection.
6. Collect bulk samples from each newly discovered friable HA or previously assumed and submit for laboratory analysis.
7. Tabulate reinspection findings and submit for management planner review and recommendations with appropriate response actions based on the AHERA Damage Category of the ACBM.
8. Submit reinspection findings and management planner recommendations to the LEA within thirty (30) days for inclusion into the management plan.

IV. ABATEMENT HISTORY

The information collected from the existing management plan and inspection report(s) and from interviews with the school official revealed that the following asbestos abatement was conducted at the school since the previous Three year Reinspection.

Abatement Dates:

V. REASSESSMENTS AND RECOMMENDATIONS

The reassessments and recommendations are summarized in Tables I and II on the following pages. Detailed Hazard Assessment Sheets and Drawings and Photos (if applicable) are included in Appendix A.

VI. CONCLUSIONS

The Building Three-Year reinspection has been completed and response actions have been recommended for both friable and non-friable ACBM. A timely execution of the response actions recommended will enable the LEA and the Designated Person(s) to effectively manage the existing ACBM.

This three-year reinspection report should be inserted in the current Management plan at the CPS Central Office, and one (1) copy should be kept at the school for use when planning any renovation and/or demolition activities in areas where ACBM has been identified. Also, periodic surveillance documentation and any summary reports from any response actions that are executed at the school should be used to update the Management Plan.

III. METHODOLOGY

Tasks performed on-site included the following:

1. Review current management plan, identify HA(s) and extract appropriate information.
2. Examine and verify abatement records.
3. Touch and visually and physically reinspect and reassess the condition of all friable known or assumed ACBM.
4. Touch and visually and physically reinspect all non-friable known or assumed ACBM to determine whether these materials have become friable since the last inspection or periodic surveillance.
5. Identify any condition changes that may affect Hazard ranking of known ACBM or Assumed ACBM, as well as any HA(s) that have become friable since the last reinspection.
6. Collect bulk samples from each newly discovered friable HA or previously assumed and submit for laboratory analysis.
7. Tabulate reinspection findings and submit for management planner review and recommendations with appropriate response actions based on the AHERA Damage Category of the ACBM.
8. Submit reinspection findings and management planner recommendations to the LEA within thirty (30) days for inclusion into the management plan.

IV. ABATEMENT HISTORY

The information collected from the existing management plan and inspection report(s) and from interviews with the school official revealed that the following asbestos abatement was conducted at the school since the previous Three year Reinspection.

Abatement Dates:

V. REASSESSMENTS AND RECOMMENDATIONS

The reassessments and recommendations are summarized in Tables I and II on the following pages. Detailed Hazard Assessment Sheets and Drawings and Photos (if applicable) are included in Appendix A.

VI. CONCLUSIONS

The Building Three-Year reinspection has been completed and response actions have been recommended for both friable and non-friable ACBM. A timely execution of the response actions recommended will enable the LEA and the Designated Person(s) to effectively manage the existing ACBM.

This three-year reinspection report should be inserted in the current Management plan at the CPS Central Office, and one (1) copy should be kept at the school for use when planning any renovation and/or demolition activities in areas where ACBM has been identified. Also, periodic surveillance documentation and any summary reports from any response actions that are executed at the school should be used to update the Management Plan.

III. METHODOLOGY

Tasks performed on-site included the following:

1. Review current management plan, identify HA(s) and extract appropriate information.
2. Examine and verify abatement records.
3. Touch and visually and physically reinspect and reassess the condition of all friable known or assumed ACBM.
4. Touch and visually and physically reinspect all non-friable known or assumed ACBM to determine whether these materials have become friable since the last inspection or periodic surveillance.
5. Identify any condition changes that may affect Hazard ranking of known ACBM or Assumed ACBM, as well as any HA(s) that have become friable since the last reinspection.
6. Collect bulk samples from each newly discovered friable HA or previously assumed and submit for laboratory analysis.
7. Tabulate reinspection findings and submit for management planner review and recommendations with appropriate response actions based on the AHERA Damage Category of the ACBM.
8. Submit reinspection findings and management planner recommendations to the LEA within thirty (30) days for inclusion into the management plan.

IV. ABATEMENT HISTORY

The information collected from the existing management plan and inspection report(s) and from interviews with the school official revealed that the following asbestos abatement was conducted at the school since the previous Three year Reinspection.

Abatement Dates:

V. REASSESSMENTS AND RECOMMENDATIONS

The reassessments and recommendations are summarized in Tables I and II on the following pages. Detailed Hazard Assessment Sheets and Drawings and Photos (if applicable) are included in Appendix A.

VI. CONCLUSIONS

The Building Three-Year reinspection has been completed and response actions have been recommended for both friable and non-friable ACBM. A timely execution of the response actions recommended will enable the LEA and the Designated Person(s) to effectively manage the existing ACBM.

This three-year reinspection report should be inserted in the current Management plan at the CPS Central Office, and one (1) copy should be kept at the school for use when planning any renovation and/or demolition activities in areas where ACBM has been identified. Also, periodic surveillance documentation and any summary reports from any response actions that are executed at the school should be used to update the Management Plan.

III. METHODOLOGY

Tasks performed on-site included the following:

1. Review current management plan, identify HA(s) and extract appropriate information.
2. Examine and verify abatement records.
3. Touch and visually and physically reinspect and reassess the condition of all friable known or assumed ACBM.
4. Touch and visually and physically reinspect all non-friable known or assumed ACBM to determine whether these materials have become friable since the last inspection or periodic surveillance.
5. Identify any condition changes that may affect Hazard ranking of known ACBM or Assumed ACBM, as well as any HA(s) that have become friable since the last reinspection.
6. Collect bulk samples from each newly discovered friable HA or previously assumed and submit for laboratory analysis.
7. Tabulate reinspection findings and submit for management planner review and recommendations with appropriate response actions based on the AHERA Damage Category of the ACBM.
8. Submit reinspection findings and management planner recommendations to the LEA within thirty (30) days for inclusion into the management plan.

IV. ABATEMENT HISTORY

The information collected from the existing management plan and inspection report(s) and from interviews with the school official revealed that the following asbestos abatement was conducted at the school since the previous Three year Reinspection.

Abatement Dates:

V. REASSESSMENTS AND RECOMMENDATIONS

The reassessments and recommendations are summarized in Tables I and II on the following pages. Detailed Hazard Assessment Sheets and Drawings and Photos (if applicable) are included in Appendix A.

VI. CONCLUSIONS

The Building Three-Year reinspection has been completed and response actions have been recommended for both friable and non-friable ACBM. A timely execution of the response actions recommended will enable the LEA and the Designated Person(s) to effectively manage the existing ACBM.

This three-year reinspection report should be inserted in the current Management plan at the CPS Central Office, and one (1) copy should be kept at the school for use when planning any renovation and/or demolition activities in areas where ACBM has been identified. Also, periodic surveillance documentation and any summary reports from any response actions that are executed at the school should be used to update the Management Plan.

III. METHODOLOGY

Tasks performed on-site included the following:

1. Review current management plan, identify HA(s) and extract appropriate information.
2. Examine and verify abatement records.
3. Touch and visually and physically reinspect and reassess the condition of all friable known or assumed ACBM.
4. Touch and visually and physically reinspect all non-friable known or assumed ACBM to determine whether these materials have become friable since the last inspection or periodic surveillance.
5. Identify any condition changes that may affect Hazard ranking of known ACBM or Assumed ACBM, as well as any HA(s) that have become friable since the last reinspection.
6. Collect bulk samples from each newly discovered friable HA or previously assumed and submit for laboratory analysis.
7. Tabulate reinspection findings and submit for management planner review and recommendations with appropriate response actions based on the AHERA Damage Category of the ACBM.
8. Submit reinspection findings and management planner recommendations to the LEA within thirty (30) days for inclusion into the management plan.

IV. ABATEMENT HISTORY

The information collected from the existing management plan and inspection report(s) and from interviews with the school official revealed that the following asbestos abatement was conducted at the school since the previous Three year Reinspection.

Abatement Dates:

V. REASSESSMENTS AND RECOMMENDATIONS

The reassessments and recommendations are summarized in Tables I and II on the following pages. Detailed Hazard Assessment Sheets and Drawings and Photos (if applicable) are included in Appendix A.

VI. CONCLUSIONS

The Building Three-Year reinspection has been completed and response actions have been recommended for both friable and non-friable ACBM. A timely execution of the response actions recommended will enable the LEA and the Designated Person(s) to effectively manage the existing ACBM.

This three-year reinspection report should be inserted in the current Management plan at the CPS Central Office, and one (1) copy should be kept at the school for use when planning any renovation and/or demolition activities in areas where ACBM has been identified. Also, periodic surveillance documentation and any summary reports from any response actions that are executed at the school should be used to update the Management Plan.

III. METHODOLOGY

Tasks performed on-site included the following:

1. Review current management plan, identify HA(s) and extract appropriate information.
2. Examine and verify abatement records.
3. Touch and visually and physically reinspect and reassess the condition of all friable known or assumed ACBM.
4. Touch and visually and physically reinspect all non-friable known or assumed ACBM to determine whether these materials have become friable since the last inspection or periodic surveillance.
5. Identify any condition changes that may affect Hazard ranking of known ACBM or Assumed ACBM, as well as any HA(s) that have become friable since the last reinspection.
6. Collect bulk samples from each newly discovered friable HA or previously assumed and submit for laboratory analysis.
7. Tabulate reinspection findings and submit for management planner review and recommendations with appropriate response actions based on the AHERA Damage Category of the ACBM.
8. Submit reinspection findings and management planner recommendations to the LEA within thirty (30) days for inclusion into the management plan.

IV. ABATEMENT HISTORY

The information collected from the existing management plan and inspection report(s) and from interviews with the school official revealed that the following asbestos abatement was conducted at the school since the previous Three year Reinspection.

Abatement Dates:

V. REASSESSMENTS AND RECOMMENDATIONS

The reassessments and recommendations are summarized in Tables I and II on the following pages. Detailed Hazard Assessment Sheets and Drawings and Photos (if applicable) are included in Appendix A.

VI. CONCLUSIONS

The Building Three-Year reinspection has been completed and response actions have been recommended for both friable and non-friable ACBM. A timely execution of the response actions recommended will enable the LEA and the Designated Person(s) to effectively manage the existing ACBM.

This three-year reinspection report should be inserted in the current Management plan at the CPS Central Office, and one (1) copy should be kept at the school for use when planning any renovation and/or demolition activities in areas where ACBM has been identified. Also, periodic surveillance documentation and any summary reports from any response actions that are executed at the school should be used to update the Management Plan.

III. METHODOLOGY

Tasks performed on-site included the following:

1. Review current management plan, identify HA(s) and extract appropriate information.
2. Examine and verify abatement records.
3. Touch and visually and physically reinspect and reassess the condition of all friable known or assumed ACBM.
4. Touch and visually and physically reinspect all non-friable known or assumed ACBM to determine whether these materials have become friable since the last inspection or periodic surveillance.
5. Identify any condition changes that may affect Hazard ranking of known ACBM or Assumed ACBM, as well as any HA(s) that have become friable since the last reinspection.
6. Collect bulk samples from each newly discovered friable HA or previously assumed and submit for laboratory analysis.
7. Tabulate reinspection findings and submit for management planner review and recommendations with appropriate response actions based on the AHERA Damage Category of the ACBM.
8. Submit reinspection findings and management planner recommendations to the LEA within thirty (30) days for inclusion into the management plan.

IV. ABATEMENT HISTORY

The information collected from the existing management plan and inspection report(s) and from interviews with the school official revealed that the following asbestos abatement was conducted at the school since the previous Three year Reinspection.

Abatement Dates:

V. REASSESSMENTS AND RECOMMENDATIONS

The reassessments and recommendations are summarized in Tables I and II on the following pages. Detailed Hazard Assessment Sheets and Drawings and Photos (if applicable) are included in Appendix A.

VI. CONCLUSIONS

The Building Three-Year reinspection has been completed and response actions have been recommended for both friable and non-friable ACBM. A timely execution of the response actions recommended will enable the LEA and the Designated Person(s) to effectively manage the existing ACBM.

This three-year reinspection report should be inserted in the current Management plan at the CPS Central Office, and one (1) copy should be kept at the school for use when planning any renovation and/or demolition activities in areas where ACBM has been identified. Also, periodic surveillance documentation and any summary reports from any response actions that are executed at the school should be used to update the Management Plan.

III. METHODOLOGY

Tasks performed on-site included the following:

1. Review current management plan, identify HA(s) and extract appropriate information.
2. Examine and verify abatement records.
3. Touch and visually and physically reinspect and reassess the condition of all friable known or assumed ACBM.
4. Touch and visually and physically reinspect all non-friable known or assumed ACBM to determine whether these materials have become friable since the last inspection or periodic surveillance.
5. Identify any condition changes that may affect Hazard ranking of known ACBM or Assumed ACBM, as well as any HA(s) that have become friable since the last reinspection.
6. Collect bulk samples from each newly discovered friable HA or previously assumed and submit for laboratory analysis.
7. Tabulate reinspection findings and submit for management planner review and recommendations with appropriate response actions based on the AHERA Damage Category of the ACBM.
8. Submit reinspection findings and management planner recommendations to the LEA within thirty (30) days for inclusion into the management plan.

IV. ABATEMENT HISTORY

The information collected from the existing management plan and inspection report(s) and from interviews with the school official revealed that the following asbestos abatement was conducted at the school since the previous Three year Reinspection.

Abatement Dates:

V. REASSESSMENTS AND RECOMMENDATIONS

The reassessments and recommendations are summarized in Tables I and II on the following pages. Detailed Hazard Assessment Sheets and Drawings and Photos (if applicable) are included in Appendix A.

VI. CONCLUSIONS

The Building Three-Year reinspection has been completed and response actions have been recommended for both friable and non-friable ACBM. A timely execution of the response actions recommended will enable the LEA and the Designated Person(s) to effectively manage the existing ACBM.

This three-year reinspection report should be inserted in the current Management plan at the CPS Central Office, and one (1) copy should be kept at the school for use when planning any renovation and/or demolition activities in areas where ACBM has been identified. Also, periodic surveillance documentation and any summary reports from any response actions that are executed at the school should be used to update the Management Plan.

III. METHODOLOGY

Tasks performed on-site included the following:

1. Review current management plan, identify HA(s) and extract appropriate information.
2. Examine and verify abatement records.
3. Touch and visually and physically reinspect and reassess the condition of all friable known or assumed ACBM.
4. Touch and visually and physically reinspect all non-friable known or assumed ACBM to determine whether these materials have become friable since the last inspection or periodic surveillance.
5. Identify any condition changes that may affect Hazard ranking of known ACBM or Assumed ACBM, as well as any HA(s) that have become friable since the last reinspection.
6. Collect bulk samples from each newly discovered friable HA or previously assumed and submit for laboratory analysis.
7. Tabulate reinspection findings and submit for management planner review and recommendations with appropriate response actions based on the AHERA Damage Category of the ACBM.
8. Submit reinspection findings and management planner recommendations to the LEA within thirty (30) days for inclusion into the management plan.

IV. ABATEMENT HISTORY

The information collected from the existing management plan and inspection report(s) and from interviews with the school official revealed that the following asbestos abatement was conducted at the school since the previous Three year Reinspection.

Abatement Dates:

V. REASSESSMENTS AND RECOMMENDATIONS

The reassessments and recommendations are summarized in Tables I and II on the following pages. Detailed Hazard Assessment Sheets and Drawings and Photos (if applicable) are included in Appendix A.

VI. CONCLUSIONS

The Building Three-Year reinspection has been completed and response actions have been recommended for both friable and non-friable ACBM. A timely execution of the response actions recommended will enable the LEA and the Designated Person(s) to effectively manage the existing ACBM.

This three-year reinspection report should be inserted in the current Management plan at the CPS Central Office, and one (1) copy should be kept at the school for use when planning any renovation and/or demolition activities in areas where ACBM has been identified. Also, periodic surveillance documentation and any summary reports from any response actions that are executed at the school should be used to update the Management Plan.

Table I
Inspector's Reinspection Findings

School Onahan School **Unit** 24761 **Building ID** 5190
Address 6634 W Raven Street **Region** 01

Inspector's Reinspection Findings Table 1

Phone: (312) 319-7575 Fax: (312) 319-7580

[illegible]

Chicago Public Schools

School Onahan School **Unit** 24761 **Building ID** 5190

Address 6634 W Raven Street **Region** 01

ASBESTOS REINSPECTION FINDINGS AND RECOMMENDATIONS

Inspector's Reinspection Findings Table 1

Managing Environmental Consultant (MEC) Specialty Consulting, Inc.

2942 W. Van Buren Street Chicago, IL, 60612

Phone: (312) 319-7575 Fax: (312) 319-7580

Inspector's Comments are Summarized at the End of the Report

Reinspection Date <u>1/30/2025</u>
Inspector Name <u>David Avila</u>
<u>100-110935/15/2026</u>
Inspector's IDPH License Number / Expiration Date

Inspector's Comments

HA Number:	Inspector Comments:
98	

Table II

Management Planner's Review

Chicago Public Schools

School Onahan School
Address 6634 W Raven Street

Unit 24761
Chicago, IL, 60631

Building ID 5190
Region 01

ASBESTOS REINSPECTION FINDINGS AND RECOMMENDATIONS

Management Planner's Review Table II

Managing Environmental Consultant (MEC) Specialty Consulting, Inc.

2942 W. Van Buren Street
Chicago, IL, 60612

Phone: (312) 319-7575

Fax: (312) 319-7580

Management Planner's Comments Summarized at the End of the Report

HA Num	Material Description	Material Quantity	Material Units	Material Location	Asbestos Type	Material Category	Friable	Damage Quantity	Damage Units	Damage Category	Response
	Hard Coat Plaster			Throughout - 1927 Building	No ACBM						
	Spray-on Fire Proofing	3,000	SF	Lunch room and Kitchen (above ceiling tiles) - 1995 Building	Assumed	SURFACE	Yes	0	SF	6 ACBM with the potential for damage	Follow O&M Plan
	12" x 12" Beige w/ Tan Streaks VFT	400	SF	Room 210 - 1927 Building	Assumed	MISC	No	0	SF	6 ACBM with the potential for damage	Follow O&M Plan
	12" x 12" Beige w/ Tan Streaks VFT Mastic	400	SF	Room 210 - 1927 Building	Assumed	MISC	No	0	SF	6 ACBM with the potential for damage	Follow O&M Plan
	12" X 12" Off-white streaked VFT	400	SF	Room 210 - 1927 Building	Assumed	MISC	No	0	SF	6 ACBM with the potential for damage	Follow O&M Plan
	12" X 12" Off-white streaked VFT Mastic	400	SF	Room 210 - 1927 Building	Assumed	MISC	No	0	SF	6 ACBM with the potential for damage	Follow O&M Plan
	2' x 2' Light blue w/ blue streaks VFT	1,000	SF	Auditorium & Balcony (not Observed), Projection Room, Front of stage & aisles	Assumed	MISC	No	0	SF	6 ACBM with the potential for damage	Follow O&M Plan
	2' x 2' Light Blue w/ Blue Streaks VFT Mastic	1,000	SF	Auditorium & Balcony (not observed), Projection Room, Front of stage & aisles	Assumed	MISC	No	0	SF	6 ACBM with the potential for damage	Follow O&M Plan
	12" x 12" Brown w/ Specks VFT	250	SF	Room 108	Assumed	MISC	No	0	SF	6 ACBM with the potential for damage	Follow O&M Plan
	12" x 12" Brown w/ Specks VFT Mastic	250	SF	Room 108	Assumed	MISC	No	0	SF	6 ACBM with the potential for damage	Follow O&M Plan
	Cardboard Pipe Insulation	660	LF	Basement air and tunnel, coal room, AHU #4	Chrysotile	TSI	Yes	0	LF	6 ACBM with the potential for damage	Follow O&M Plan
	9"x9" Tan VFT - ABATED			Room 202 (Teacher's Lunchroom) - 1927 Building - ABATED	Abated	MISC					
	Aircell Duct Insulation (Abated)			SW, NW, S, & NE Unexcavated Spaces - 1927 Building (Abated)	Abated	TSI					
	Tank Lagging	800	SF	Pump Room, Store Room South Of Boiler Room - 1927 Building	Chrysotile	TSI	Yes	0	SF	6 ACBM with the potential for damage	Follow O&M Plan
	Aircell Pipe Insulation	1,000	SF	Basement air tunnel, coal room and AHU#4	Chrysotile	TSI	Yes	0	SF	6 ACBM with the potential for damage	Follow O&M Plan
	MJP E/F/V on Aircell Pipe Insulation	250	FITTING	Basement air tunnel, Coal Room, and AHU#4	Chrysotile	TSI	Yes	0	FITTING	6 ACBM with the potential for damage	Follow O&M Plan
	12" x 12" Cream w/Brown Streaks VFT	2,200	SF	1st and 2nd Floor Corridors - 1927 Building	Chrysotile	MISC	No	0	SF	6 ACBM with the potential for damage	Follow O&M Plan
	9"x9" Tan VFT Mastic - ABATED			Room 202 (Teacher's Lunchroom) - 1927 Building - ABATED	Abated	MISC					
	12"x12" Cream w/Brown Streaks VFT Mastic	2,200	SF	1st and 2nd Floor Corridors - 1927 Building	Chrysotile	MISC	No	0	SF	6 ACBM with the potential for damage	Follow O&M Plan
	12"x12" White w/Tan Streaks VFT	1,300	SF	3rd Floor Corridor, Room 204,	Assumed	MISC	No	0	SF	6 ACBM with the potential for damage	Follow O&M Plan

Chicago Public Schools

School Onahan School
Address 6634 W Raven Street

Unit 24761
Chicago, IL, 60631

Building ID 5190
Region 01

ASBESTOS REINSPECTION FINDINGS AND RECOMMENDATIONS

Management Planner's Review Table II

Managing Environmental Consultant (MEC) Specialty Consulting, Inc.

2942 W. Van Buren Street
Chicago, IL, 60612

Phone: (312) 319-7575 Fax: (312) 319-7580

Management Planner's Comments Summarized at the End of the Report

HA Num	Material Description	Material Quantity	Material Units	Material Location	Asbestos Type	Material Category	Friable	Damage Quantity	Damage Units	Damage Category	Response
				Engineers Office - 1927 Building							
	12"x12" White w/Tan Streaks VFT Mastic	1,300	SF	3rd Floor Corridor, Room 204, Engineers Office - 1927 Building	Chrysotile	MISC	No	0	SF	6 ACBM with the potential for damage	Follow O&M Plan
	12"x12" Brown w/White & Black Streaks VFT	1,300	SF	3rd Floor Corridor, Room 204, Engineers Office - 1927 Building	Assumed	MISC	No	0	SF	6 ACBM with the potential for damage	Follow O&M Plan
	12"x12" Brown w/White & Black Streaks VFT Mastic	1,300	SF	3rd Floor Corridor, Room 204, Engineers Office - 1927 Building	Chrysotile	MISC	No	0	SF	6 ACBM with the potential for damage	Follow O&M Plan
	9"x9" Brown VFT - ABATED			Room 209 (Library) (Under Carpet) - 1927 Building - ABATED	Abated	MISC					
	9"x9" Brown VFT Mastic - ABATED			Room 209 (Library) (Under Carpet) - 1927 Building - ABATED	Abated	MISC					
	9"x9" Brown w/Brown & White Streaks VFT	500	SF	Room 108 (Teacher's Restroom) - 1927 Building	Chrysotile	MISC	No	0	SF	6 ACBM with the potential for damage	Follow O&M Plan
	9"x9" Brown w/Brown & White Streaks VFT Mastic	500	SF	Room 108 (Teacher's Restroom) - 1927 Building	Chrysotile	MISC	No	0	SF	6 ACBM with the potential for damage	Follow O&M Plan
	9"x9" Beige w/Brown & Cream Streaks VFT	4,470	SF	Room 101 (Kindergarten) and closet, 1st Floor Corridor - 1927 Building	Chrysotile	MISC	No	0	SF	6 ACBM with the potential for damage	Follow O&M Plan
	9"x9" Beige w/Brown & Cream Streaks VFT Mastic	4,470	SF	Room 101 (Kindergarten) and closet, 1st Floor Corridor - 1927 Building	Chrysotile	MISC	No	0	SF	6 ACBM with the potential for damage	Follow O&M Plan
	9"x9" Beige VFT - ABATED			Small Hallway NW of Room 102 - 1927 Building - ABATED	Abated	MISC					
	9"x9" Beige VFT Mastic - ABATED			Small Hallway NW of Room 102 - 1927 Building - ABATED	Abated	MISC					
	9"x9" Gray VFT - ABATED			Room 102 - 1927 Building (ABATED)	Abated	MISC					
	9"x9" Gray VFT Mastic - ABATED			Room 102 - 1927 Building (ABATED)	Abated	MISC					
	12"x12" White VFT	600	SF	Main Office & Main Office Store Room - 1927 Building	Chrysotile	MISC	No	0	SF	6 ACBM with the potential for damage	Follow O&M Plan
	12"x12" White VFT Mastic	600	SF	Main Office & Main Office Store Room - 1927 Building	Chrysotile	MISC	No	0	SF	6 ACBM with the potential for damage	Follow O&M Plan
	MJP E/F/V on Cardboard Pipe Insulation	180	FITTING	Basement air tunnel, coal room, and AHU#4	Chrysotile	TSI	Yes	0	FITTING	6 ACBM with the potential for damage	Follow O&M Plan
	MJP E/F/V on Fiberglass Pipe Insulation			Throughout - 1927 Building	No ACBM	TSI					
	12"x12" Beige w/ White Specs VFT	1,600	SF	Lunch Room - 1995 Building	Assumed	MISC	No	0	SF	6 ACBM with the potential for damage	Follow O&M Plan
	12"x12" Beige w/ White Specs VFT Mastic	1,600	SF	Lunch Room - 1995 Building	Assumed	MISC	No	0	SF	6 ACBM with the potential for damage	Follow O&M Plan

Chicago Public Schools

School Onahan School
Address 6634 W Raven Street

Unit 24761
Chicago, IL, 60631

Building ID 5190
Region 01

ASBESTOS REINSPECTION FINDINGS AND RECOMMENDATIONS

Management Planner's Review Table II

Managing Environmental Consultant (MEC) Specialty Consulting, Inc.

2942 W. Van Buren Street
Chicago, IL, 60612

Phone: (312) 319-7575

Fax: (312) 319-7580

Management Planner's Comments Summarized at the End of the Report

HA Num	Material Description	Material Quantity	Material Units	Material Location	Asbestos Type	Material Category	Friable	Damage Quantity	Damage Units	Damage Category	Response
	12"x12" Brown w/ Black Specs VFT	1,300	SF	Lunch Room - 1995 Building	Assumed	MISC	No	0	SF	6 ACBM with the potential for damage	Follow O&M Plan
	12"x12" Brown w/ Black Specs VFT Mastic	1,300	SF	Lunch Room - 1995 Building	Assumed	MISC	No	0	SF	6 ACBM with the potential for damage	Follow O&M Plan
	12"x12" Black VFT	250	SF	Lunch Room - 1995 Building	Assumed	MISC	No	0	SF	6 ACBM with the potential for damage	Follow O&M Plan
	12"x12" Black VFT Mastic	250	SF	Lunch Room - 1995 Building	Assumed	MISC	No	0	SF	6 ACBM with the potential for damage	Follow O&M Plan
	12"x12" Blue VFT	25	SF	Lunch Room - 1995 Building	Assumed	MISC	No	0	SF	6 ACBM with the potential for damage	Follow O&M Plan
	12"x12" Blue VFT Mastic	25	SF	Lunch Room - 1995 Building	Assumed	MISC	No	0	SF	6 ACBM with the potential for damage	Follow O&M Plan
	Black Rubber Flooring			Food Storage, Serving Area, Prep Area - 1995 Building	No ACBM						
	Black Rubber Flooring Mastic			Food Storage, Serving Area, Prep Area - 1995 Building	No ACBM						
	2'x2' White Ceiling Tile			Serving Area, Prep Room, Serving Area Toilet - 1995 Building	No ACBM						
	2'x2' Dot White Ceiling Tile			Lunch Room, Lunch Room Office - 1995 Building	No ACBM						
	Vinyl Baseboard			Lunch Room - 1995 Building	No ACBM						
	Vinyl Baseboard Mastic			Lunch Room - 1995 Building	No ACBM						
	12"x12" Black VFT (Abated)			Auditorium and Under Carpet - 1927 Building (Abated)	Abated	MISC					
	12"x12" Black VFT Mastic (Abated)			Auditorium and Under Carpet - 1927 Building (Abated)	Abated	MISC					
	12"x12" Red VFT (Abated)			Auditorium and Under Carpet - 1927 Building (Abated)	Abated	MISC					
	12"x12" Red VFT Mastic (Abated)			Auditorium and Under Carpet - 1927 Building (Abated)	Abated	MISC					
	6"x18" Black VFT (Abated)			Auditorium and Under Carpet - 1927 Building (Abated)	Abated	MISC					
	6"x18" Black VFT Mastic (Abated)			Auditorium and Under Carpet - 1927 Building (Abated)	Abated	MISC					
	Carpet Mastic	1,100	SF	Auditorium (Not Observed), 209, Main Office, Principals Office - 1927 Building	Assumed	MISC	No	0	SF	6 ACBM with the potential for damage	Follow O&M Plan
	Terrazzo Floor	3,500	SF	Stairwells (Throughout Building 1st to 3rd floors), Auditorium (Stairs to Stage), Auditorium (Balcony Stairwell), 1st Floor vestibules - 1927 Building	Assumed	MISC	No	0	SF	6 ACBM with the potential for damage	Follow O&M Plan

Chicago Public Schools

School Onahan School
Address 6634 W Raven Street

Unit 24761
Chicago, IL, 60631

Building ID 5190
Region 01

ASBESTOS REINSPECTION FINDINGS AND RECOMMENDATIONS

Management Planner's Review Table II

Managing Environmental Consultant (MEC) Specialty Consulting, Inc.

2942 W. Van Buren Street
Chicago, IL, 60612

Phone: (312) 319-7575

Fax: (312) 319-7580

Management Planner's Comments Summarized at the End of the Report

HA Num	Material Description	Material Quantity	Material Units	Material Location	Asbestos Type	Material Category	Friable	Damage Quantity	Damage Units	Damage Category	Response
	12" x 12" Gray Streaked VFT	60	SF	1st, 2nd and 3rd floor hall to new addition building - 1927 Building	Assumed	MISC	No	0	SF	6 ACBM with the potential for damage	Follow O&M Plan
	12" x 12" Gray VFT Mastic	60	SF	1st, 2nd and 3rd floor hall to new addition building - 1927 Building	Assumed	MISC	No	0	SF	6 ACBM with the potential for damage	Follow O&M Plan
	12" x 12" Blue Streaked VFT	120	SF	1st, 2nd and 3rd floor hall to new addition building - 1927 Building	Assumed	MISC	No	0	SF	6 ACBM with the potential for damage	Follow O&M Plan
	12" x 12" Blue Streaked VFT Mastic	120	SF	1st, 2nd and 3rd floor hall to new addition building - 1927 Building	Assumed	MISC	No	0	SF	6 ACBM with the potential for damage	Follow O&M Plan
	12" x 12" Light Blue Streaked VFT	150	SF	1st, 2nd and 3rd floor hall to new addition building - 1927 Building	Assumed	MISC	No	0	SF	6 ACBM with the potential for damage	Follow O&M Plan
	12" x 12" Light Blue Streaked VFT Mastic	150	SF	1st, 2nd and 3rd floor hall to new addition building - 1927 Building	Assumed	MISC	No	0	SF	6 ACBM with the potential for damage	Follow O&M Plan
	12" x 12" White with Gray Streaks VFT	460	SF	1st, 2nd and 3rd floor hall to new addition building - 1927 Building	Assumed	MISC	No	0	SF	6 ACBM with the potential for damage	Follow O&M Plan
	12" x 12" White with Gray Streaks VFT Mastic	460	SF	1st, 2nd and 3rd floor hall to new addition building - 1927 Building	Assumed	MISC	No	0	SF	6 ACBM with the potential for damage	Follow O&M Plan
	4' x 4' White Ceiling Tile	500	SF	1st, 2nd and 3rd floor hall to new addition building - 1927 Building	Assumed	MISC	Yes	0	SF	6 ACBM with the potential for damage	Follow O&M Plan
	Heat Barrier Paper	0		Room 101 - Inside radiator (bench) cover along exterior wall - 1927 Building	Abated	TSI					
	Decorative Plaster	1,500	SF	Auditorium - 1927 Building	Assumed	SURFACE	No	0	SF	6 ACBM with the potential for damage	Follow O&M Plan

Chicago Public Schools

School Onahan School
Address 6634 W Raven Street

Unit 24761
Chicago, IL, 60631

Building ID 5190
Region 01

ASBESTOS REINSPECTION FINDINGS AND RECOMMENDATIONS

Management Planner's Review Table II

Managing Environmental Consultant (MEC) Specialty Consulting, Inc.

2942 W. Van Buren Street
Chicago, IL, 60612

Phone: (312) 319-7575 Fax: (312) 319-7580

Management Planner's Comments Summarized at the End of the Report

Review Date	03/03/2025
Manager Planner Name	Jigar Shah
100-07342	5/15/2026
Manager IDPH License No/Expiration	

HA Number	Management Comments

APPENDIX A

Assessment Sheets, Drawings and Photos

Chicago Public Schools

Specialty Consulting, Inc.
2025 AHERA REINSPECTION

Inspector Assessment Form (REASSESSMENT)

LEA NAME: **Chicago Public Schools** UNIT NUMBER: BUIDLING ID:
CITY/STATE: **Chicago, Illinois** AHERA INSPECTOR:
SCHOOL NAME: INSPECTION DATE:
ADDRESS: IDPH LICENSE NO:

INFORMATION FROM PREVIOUS INSPECTION

HOMOGENEOUS AREA:

MATERIAL DESCRIPTION:

HISTORICAL AHERA DAMAGE CATEGORY **ACBM with the potential for damage**

HISTORICAL DAMAGE REASON: **Air Erosion/Flow
Delamination
Deterioration**

HISTORICAL RESPONSE ACTION: **Follow O&M Plan**

ASBESTOS TYPE: FRIABLE:

RESULTS OF REINSPECTION AND REASSESSMENT

This homogeneous area was reinspected and reassessed in accordance with Section 763.85 and 763.88 of AHERA and it's condition HAS NOT CHANGED when compared to the conditions of the last AHERA reinspection.

The current AHERA DAMAGE CATEGORY is determined to be . **ACBM with the potential for damage**

DAMAGE REASON:

DISTURBANCE POTENTIAL:

MATERIAL LOCATION:

MATERIAL QUANTITY:

MATERIAL UNITS:

DAMAGE QUANTITY:

DAMAGE UNITS:

COMMENTS:

Inspector's Signature:



Date: **01/30/2025**

Chicago Public Schools

Specialty Consulting, Inc.

2025 AHERA REINSPECTION

Management Planner Review Form

LEA NAME: **Chicago Public Schools** UNIT NUMBER: BUIDLING ID:
CITY/STATE: **Chicago, Illinois** MANAGEMENT PLANNER:
SCHOOL NAME: REVIEW DATE:
ADDRESS: IDPH LICENSE NO:

HOMOGENEOUS AREA:

MATERIAL DESCRIPTION:

MATERIAL LOCATION:

MATERIAL QUANTITY:

MATERIAL UNITS:

DAMAGE QUANTITY:

DAMAGE UNITS:


In accordance with Sections 763.88 and 763.90 of the Asbestos Hazard Emergency Response Act (AHERA) the LEA must select a management planner to review the results of the inspection and assessment and recommend appropriate response actions. The original inspection of the above identified homogeneous area has been reviewed in accordance with Sections 763.88 and 763.90 with the following recommendations.

The RESPONSE ACTION recommendation is:

Follow O&M Plan

Comments:

Management Planner's Signature:



Date: **03/03/2025**

Chicago Public Schools

Specialty Consulting, Inc.
2025 AHERA REINSPECTION

Inspector Assessment Form (New Homogeneous Area)

LEA NAME: **Chicago Public Schools** UNIT NUMBER: BUIDLING ID:
CITY/STATE: **Chicago, Illinois** AHERA INSPECTOR:
SCHOOL NAME: INSPECTION DATE:
ADDRESS: IDPH LICENSE NO:

INFORMATION FROM CURRENT INSPECTION

HOMOGENEOUS AREA:
MATERIAL DESCRIPTION:
MATERIAL LOCATION:
MATERIAL QUANTITY: MATERIAL UNITS:
MATERIAL CATEGORY: FRIABLE:
ASBESTOS TYPE:
DISTURBANCE POTENTIAL: CONDITION: **No Damage**
AHERA DAMAGE CATEGORY: **ACBM with the potential for damage**
ACCESSIBILITY: **Within Reach** DAMAGE REASON:
DAMAGE QUANTITY: DAMAGE REASON:
DAMAGE UNITS:
COMMENTS:

Inspector's Signature:



Date: **01/30/2025**

Chicago Public Schools

Specialty Consulting, Inc.

2025 AHERA REINSPECTION

Management Planner Review Form

LEA NAME: **Chicago Public Schools** UNIT NUMBER: BUIDLING ID:

CITY/STATE: **Chicago, Illinois** MANAGEMENT PLANNER:

SCHOOL NAME: _____ REVIEW DATE: _____

ADDRESS: IDPH LICENSE NO:

HOMOGENEOUS AREA:

MATERIAL DESCRIPTION:

MATERIAL LOCATION:

MATERIAL QUANTITY: MATERIAL UNITS:

DAMAGE QUANTITY: DAMAGE UNITS:

In accordance with Sections 763.88 and 763.90 of the Asbestos Hazard Emergency Response Act (AHERA) the LEA must select a management planner to review the results of the inspection and assessment and recommend appropriate response actions. The original inspection of the above identified homogeneous area has been reviewed in accordance with Sections 763.88 and 763.90 with the following recommendations.

The RESPONSE ACTION recommendation is:

Follow O&M Plan

COMMENTS:

Management Planner's Signature:

Tregaron. chal.

Date: 03/03/2025

APPENDIX B

Inspector and Management Planner Licenses

APPENDIX C

Laboratory Accreditations

APPENDIX D

Laboratory Results

APPENDIX E

Chain of Custody Forms

Three-Year Reinspection Key to Terms

	CODE	KEY
MATERIAL		
	ACBM	Asbestos Containing Building Materials
MATERIAL CATEGORY		
	MISC	Miscellaneous
	SURF	Surfacing
	TSI	Thermal System Insulation
MATERIAL UNITS		
	LF	Linear Feet
	SF	Square Feet
	CF	Cubic Feet
DAMAGE TYPE		
	Loc	Localized
	Dist	Distributed